

**JEPPIAAR EDUCATIONAL TRUST**

Balance Sheet as at 31-03-2017

**LIABILITIES**

Rs.

Capital Fund	1	247,227,000
General Fund	2	1,482,018,270
Loan Funds	3	21,890,351
		<b>1,751,135,621</b>

**ASSETS**


Fixed Assets	4	876,070,499
Net Current Assets	5	875,065,122
		<b>1,751,135,621</b>

As per books and records produced and explanations given thereon

As per report of even date


For S.Ramakrishnan Associates  
Chartered Accountant  
Firm Regn. No 006637S

For Jeppiaar Educational Trust

  
S.Ramakrishnan  
Partner M.No:025936  
Place : Chennai  
Date : March 31, 2018



Remibai Jeppiaar  
Managing Trustee

  
Regeena Murali  
Trustee

# JEPPIAAR EDUCATIONAL TRUST

Income & Expenditure Account for the year ended 31.03.2017

## INCOME

	Rs.
Fees & other Receipts from educational institution	598,955,567
Interest & Dividends	7,730,617
	<u>606,686,184</u>

## EXPENDITURE

Expenditure - Students	79,048,250
Expenditure - General	79,549,069
Finance Charges	3,161,946
Employee Benefits	353,530,316
Depreciation	56,800,239
Income over Expenditure	34,596,363
	<u>606,686,183</u>

As per books and records produced and explanations given thereon

As per report of even date

For S.Ramakrishnan Associates  
Chartered Accountant  
Firm Regn. No 006637S




S.Ramakrishnan  
Partner M.No:025936  
Place : Chennai  
Date : March 31, 2018



For Jeppiaar Educational Trust

Remibai Jeppiaar  
Managing Trustee



Regeena Murali  
Trustee

**JEPPIAAR EDUCATIONAL TRUST**  
**Schedule to financial Statement for the year ending March 31, 2017**

	<b>Rs.</b>
<b>Schedule 1: Capital Fund</b>	
Opening Balance	247,227,000
Add: Increased during the year	-
Closing Balance	<u>247,227,000</u>
<b>Schedule 2: General Fund</b>	
Opening Balance	1,447,421,907
Add: Income over Expenditure during the year	34,596,363
Closing Balance	<u>1,482,018,270</u>
<b>Schedule 3: Loan Fund</b>	
Loan received from Financial institutions	<u>21,890,351</u>
<b>Schedule 4: Fixed Assets</b>	

Assets description	GROSS BLOCK			31-Mar-17	DEPRECIATION	NETBLOCK
	01-Apr-16	Additions	Deletions		2016-17	31-Mar-17
Land	60,514,330	-	-	60,514,330	-	60,514,330
Building	741,590,244	-	-	741,590,244	37,079,512	704,510,732
Plant & Machinery	25,380,724	-	-	25,380,724	3,807,109	21,573,615
Furniture & Fixtures	3,647,541	-	-	3,647,541	364,754	3,282,787
Vehicles	87,331,740	12,818,029	-	100,149,769	14,595,986	85,553,783
Computer	1,588,130	-	-	1,588,130	952,878	635,252
WIP	-	-	-	-	-	-
	<u>920,052,709</u>	<u>12,818,029</u>	-	<u>932,870,738</u>	<u>56,800,239</u>	<u>876,070,499</u>

<b>Schedule 5: Net Current Assets</b>	
Cash on hand	2,356,051
Bank balances	60,165,328
Investments	6,338,835
Deposits	3,050,456
Loans & Advances	903,204,584
Sundry Creditors	(100,050,131)
Other Current Liabilities	
	<u>875,065,123</u>

